

Tuesday 24<sup>th</sup> March 2020

Dear Parent/Carer,

I hope you are all well and taking care of yourselves during this turbulent time.

### **Year 11**

Whilst the Government may have announced that exams will now not take place for Year 11 students, we are still lacking a real clarity on how the exam grades will be awarded. We will communicate further with you on this as soon as we know more. We are really keen to give our Year 11 students the celebration they deserve for completing their time at NUSA. Therefore, we are currently planning on holding a Prom, conducting Year book signing, holding a final assembly, having shirt signing and ordering leavers hoodies, so that the students do not miss out. Obviously, given the current climate, these events will be somewhat delayed but I can promise each and every one of Year 11 that they will happen as they thoroughly deserve them. I will write to you with more information on this once we are out of the 'lock down' period.

### **Working from home**

As previously communicated, our website is full of information and tasks to complete. This can be access via laptop, PC, mobile phones and tablets.

Our staff have been working very hard to set up the online learning platform 'Teams' to set work for all of the students that they teach. Attached to this letter is further guidance on how to access student email, the school website and Microsoft 'Teams'.

If you have absolutely no access to internet at home whether it be wifi or 4G, work is available to collect from the main school reception Monday-Friday 10am-11am. We would urge you to use the internet to access work wherever possible to reduce visits to school.

### **Free School Meals**

As previously, please complete the survey via the website for Free School Meals if you haven't already done so. The deadline for this is Friday 12pm. If the form is not submitted on time, we will not be able to issue hampers/vouchers. Please complete one survey per child.

### **Key worker children**

Can all parents who are deemed as 'critical' workers, please complete the survey via our website to indicate whether they wish to have a place in school on the week commencing Monday 30<sup>th</sup> March. To enable us to organise staffing for this, please complete this survey by Friday 12pm. Any entries after this time will not be offered a place. Please complete one survey per child.

Thank you once again for your ongoing support and compassion.

Take care,

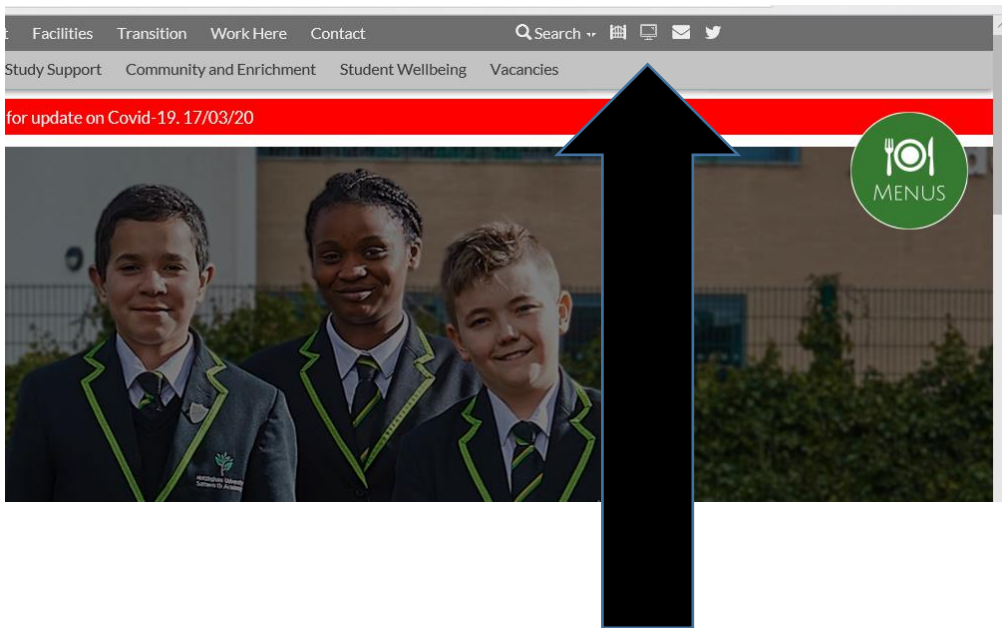
A handwritten signature in cursive script, appearing to read 'Emma Howard'.

Emma Howard  
Head of School

## Student Information Sheet: Remote Access and My Teams

### Remote Access to Shared Areas

A link to access the shared area from home is now available on the school website:



Click here to remote access the school shared area from home

This screen will then open:

---

Email Address:

Password:

---

Security

Warning: By logging in to this web page, you confirm that this computer complies with your organization's security policy.

Sign in

---

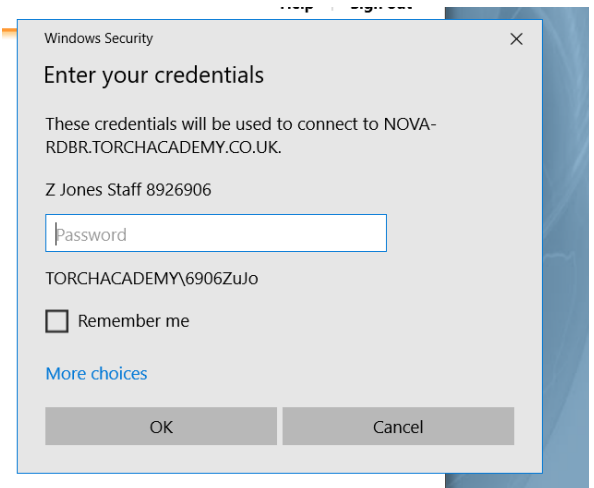
Log in using your school email address and password.

Once logged on this screen will appear:



You should be able to see Microsoft Office alongside a folder entitled 'explorer'.

To access the **school network**. Click on explorer.



This popup will appear:

You may need to add TORCHACADEMY\ to your username if it hasn't already been prepopulated.

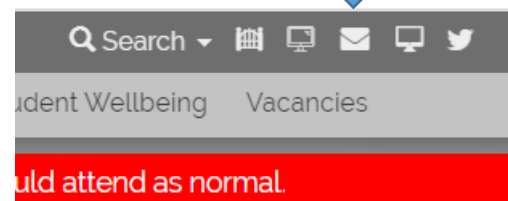
Then log in with your normal password and you should be able to access the school network - both your area and the student shared area.

## Microsoft Teams


To connect to Microsoft Teams follow the instructions below:

1. Click on the envelope icon on the NUSA website ([www.nusa.org.uk](http://www.nusa.org.uk)):

Click the envelope



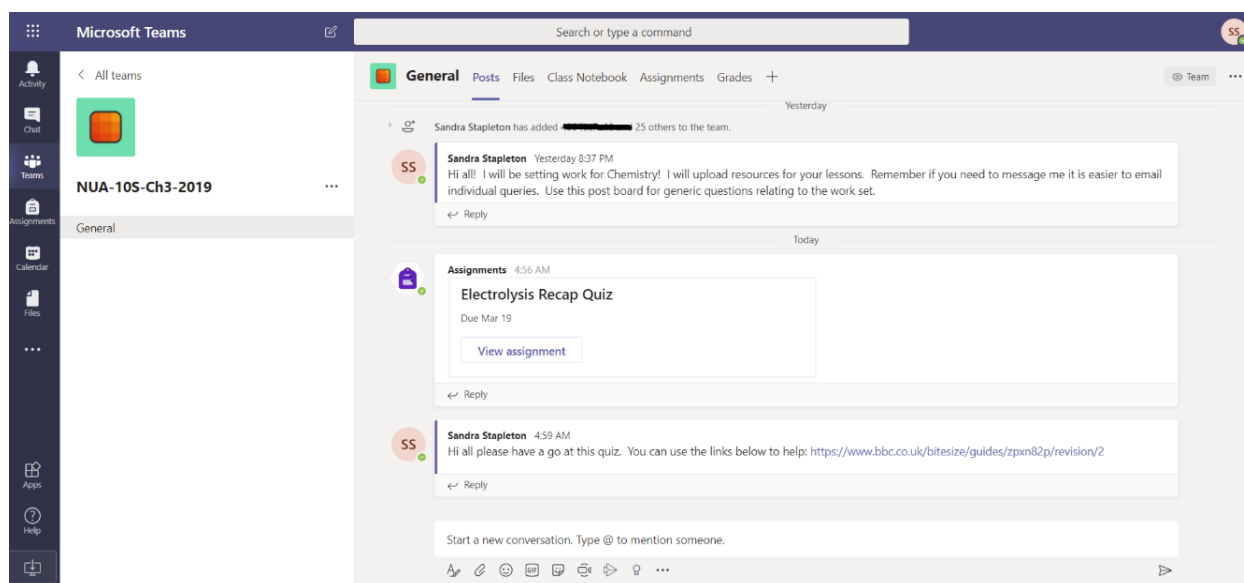
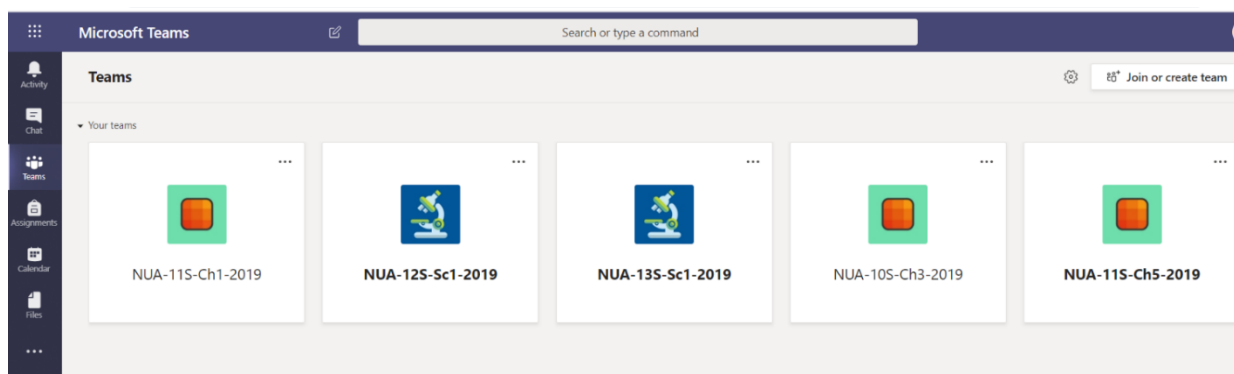
2. The Microsoft Office page will open and you will be able to see all the Microsoft software available for you to use at home. To access Teams simply click on the icon that says Teams.



3. You will then be able to see all the 'teams' (classes) that you have been added to. Similar to the picture below; however, you will see all of your subjects. They are named NUSA followed by the year group, then the subject (i.e. Ch = Chemistry, CS = Computer Science) and finally the academic year. If you have a class missing please email you class teacher to get them to add you to the group or activate the class.
4. To access a Team simply click on that class and it will take you to the page below which shows the general post board for the class:

This shows you any general posts (i.e. messages from your class teacher). It will also show any assignments that have been set.

5. To complete the assignment either click on the assignment on the main post page, or alternatively click on the assignment tab and then open the assignment you want to complete. An assignment could be an online quiz or alternatively there may be a task which requires you to upload your response.



General Posts Files Class Notebook **Assignments** Grades +

< Back

### Electrolysis Recap Quiz

Due tomorrow at 11:59 PM

Points  
No points

Instructions  
None

Student work

Electrolysis Recap Quiz (NUA-10S-Ch3-2019) ...

Simply click here to access the online quiz

When you have completed the online quiz simply click submit and you class teacher will be able to see and mark your submission.

### Chemistry-Year10-Chemical Changes- Lesson 2-Electrolysis of Molten Salt

Due tomorrow at 11:59 PM

#### Instructions

Download the exam questions by clicking on the resource. Answer directly onto the word document and then upload your response. There are the powerpoints from the last two lessons in the file section and I have posted some links to help you find the information you need.

#### Reference materials

Ⓜ Molten Salt Electrolysis exam questions.rtf ...

🔗 <https://www.youtube.com/watch?v=AhTRiL6xjBA> ...

#### Student work

None

Points  
37 points possible

Alternatively for an assignment you may be given a written task to complete. The example to the left requires the students to complete the attached exam questions. There is a link to a video to help complete the questions.

- Once completed you upload your file/s and click **'Turn in'**. This will then allow your class teacher to see and mark your work.

< Back

Turn in

### Shakespeare Sonnet Annotation [Homework](#)

Due September 13, 2019 9:59 PM

#### Instructions

Read Sonnet 116 and annotate it, using the PowerPoint for guidance.

#### My work

📎 How to Read a Sonnet.pptx ...

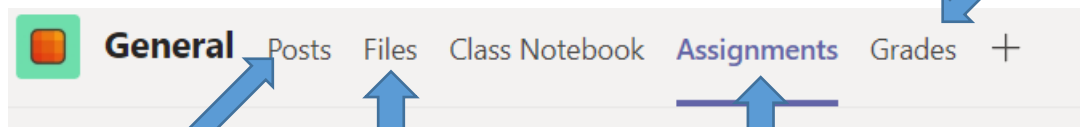
+ Add work

Points  
100 points possible

## Other Tips:

### Navigating the Tabs

Within each team you will see the tab bar below at the top of your screen:



Takes you to the main post board for this class.

Click to see any additional files your class teacher has added to help you with your assignments.

Click to see all of your assignments set for this team. You can see how many you have left to complete.

Click to see your grades and teacher feedback on your work.

### Navigating the Side Bar

This takes you to your main notifications.

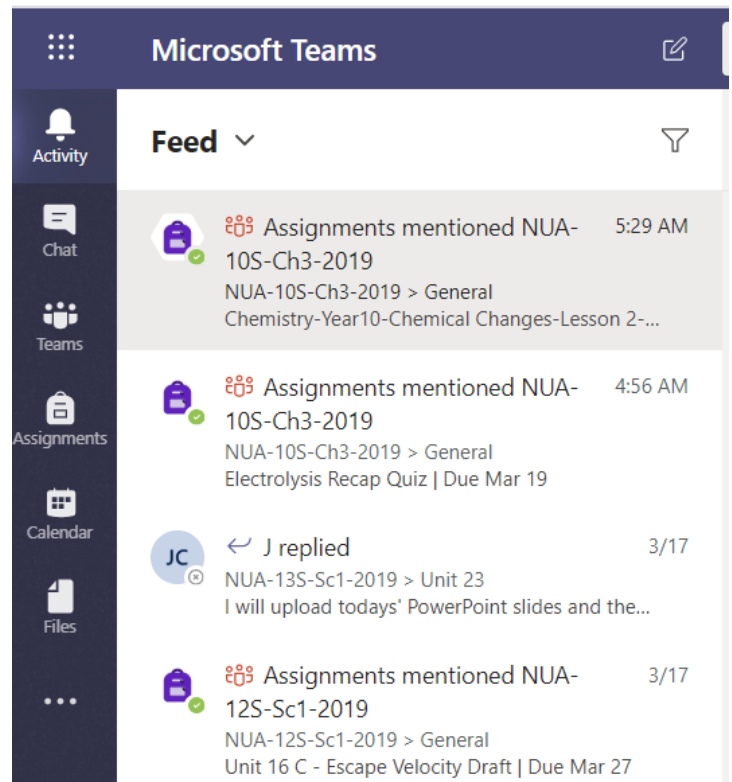
Chat has been disabled by NUSA.

This takes you to all your teams/classes.

This shows you all of your assignments.

You can pull through your outlook calendar.

Another shortcut to any files added.



### Extra Assistance with your Assignments

When you open an assignment or quiz in Teams you may see the button below:



Immersive Reader

If you click on this icon it will provide additional assistance to allow you to access the text. You can:

- Get the software to read aloud the text
- Change the size of the font and line spacing
- Change the background colour
- Change the language if your first language is not English.

**Support if it is not working!**

In the first instance please contact your class teacher or tutor via email. All teachers email addresses are simply their first initial followed by surname and then @nusa.org.uk

AExample@nusa.org.uk

If your class teacher can't assist you, they will be able to contact additional IT support to solve the problem. All staff names can be found following the link below:

<https://www.nusa.org.uk/page.php?p=staff>